

THE PRODUCTION GUILD

PG WEBSITE – PHASE 2.02 RUN THROUGH

Contents:

Page 1-2 – New Functionality for Credits

- Moving Credits
- Deleting Credits
- Editing Credits

Page 3 – New Member Search & Availability Layout and Functionality

- New Layout
- New Advanced and Availability Search

The Production Guild of Great Britain

Pinewood Studios, Iver Heath

Buckinghamshire, SL0 0NH

Tel: 01753 651767

e-mail: pg@productionguild.com

New Functionality for Credits

All of these new features can be accessed from the “Credits” page of the Edit Profile section. To access the edit profile section, please log-in to the PG website at <http://www.productionguild.com> and click “[Edit My Profile]” from the top right corner of the site.

Moving Credits

This new update enables PG Members to easily move credits up and down the list on their profile page. This is particularly useful for when Members have worked on multiple productions within one calendar year and ensures that they can be kept in chronological order. You will now notice that your cursor will change to the move icon [figure 1.1] when hovering over credits within the edit profile section.



Figure 1.1

To move the credit, simply click and drag it up or down and unclick when it is in the correct position. This change will be instantly updated on the PG website.

Deleting Credits

To delete a credit, simply click the delete button to the right of each credit, marked as a cross [highlighted in figure 1.2 below]. Once the delete button is pressed, the website will ask you if you are sure you want to delete the credit with options to delete it or to cancel.

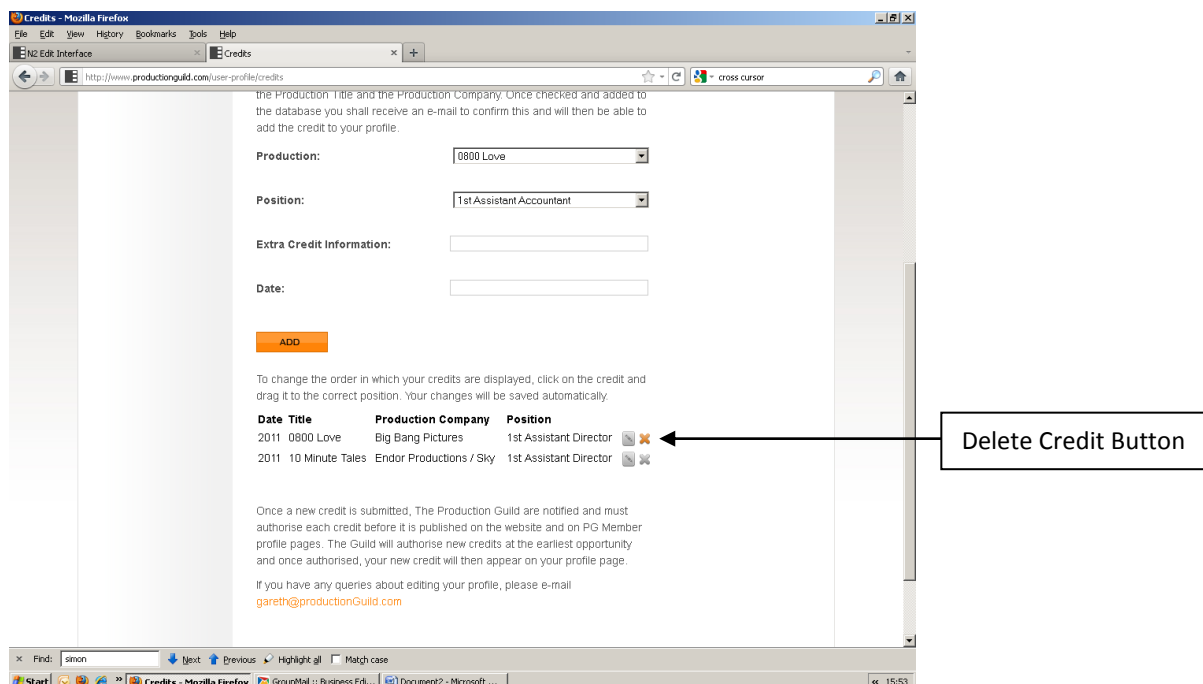


Figure 1.2

Editing Credits

Members can now edit the *date*, *position* and *additional information* on all of their credits as well. When additions are made, the Guild will be notified and they will authorise the changes, upon which, the edited credit will then be displayed on the members profile page. To edit any of these credit fields, members need to simply click the “edit” button [highlighted in figure 1.3 below].

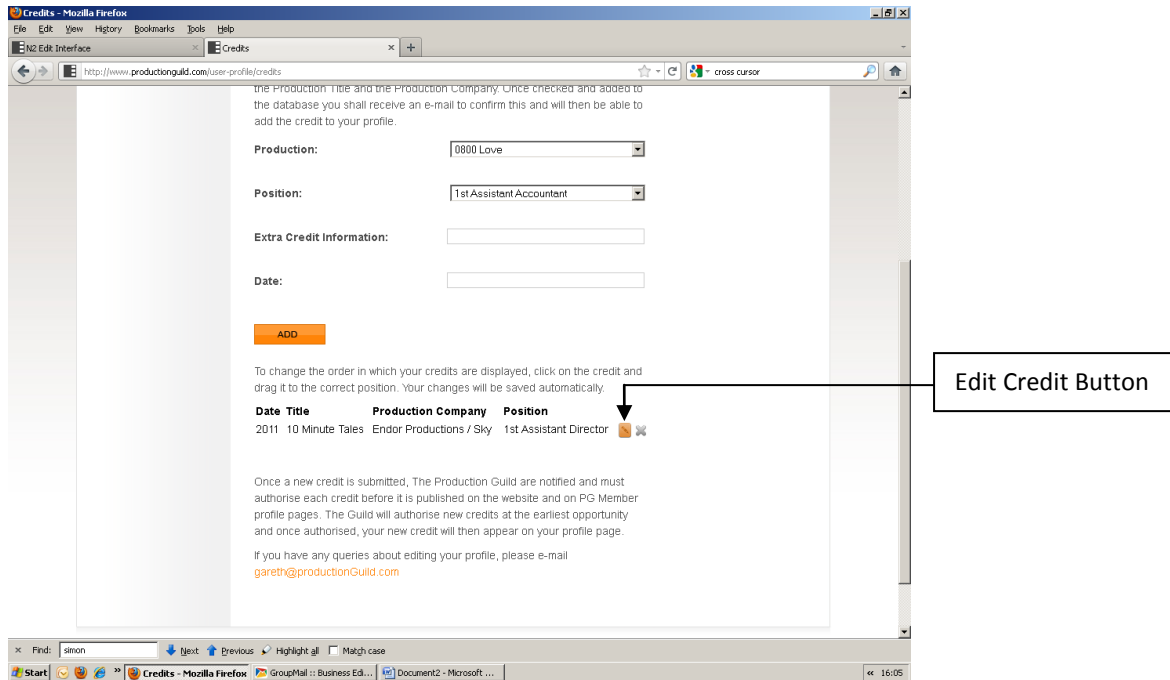


Figure 1.3

Once clicked, the edit credit menu will pop up, enabling Members to edit their position, additional information and date. To save, Members then need to click the save button [figure 1.4].

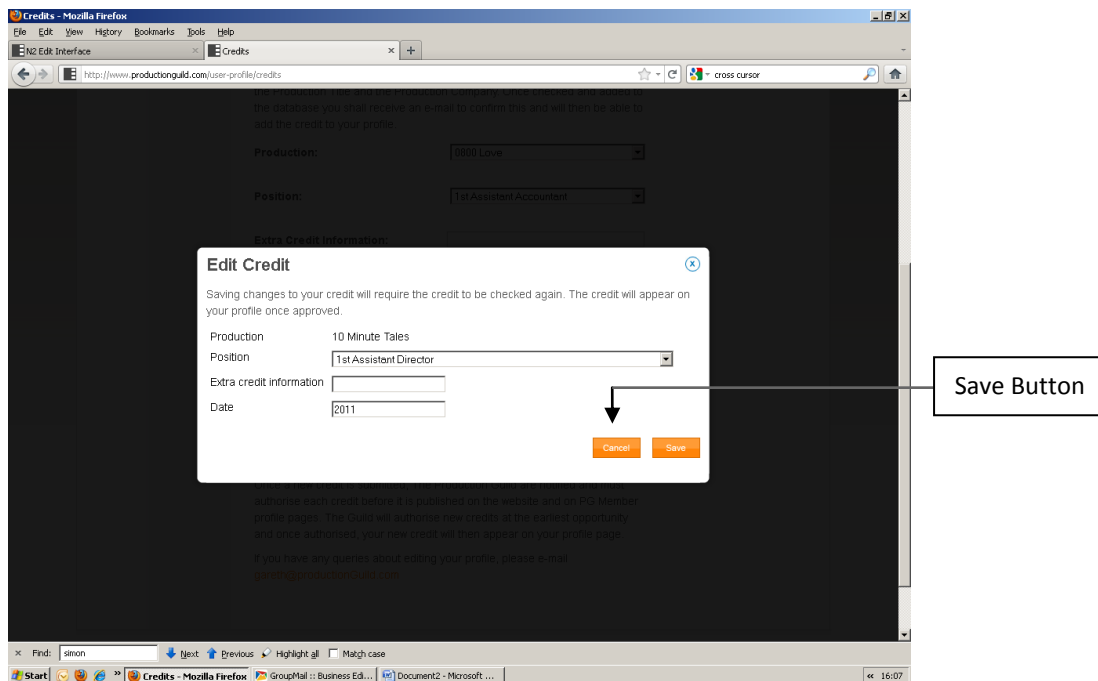


Figure 1.4

New Member & Availability Search Layout and Functionality

All of these new features can be accessed from the “Member Search” section of the PG Website. To access it, please log-in to the PG website at <http://www.productionguild.com>.

New Layout

Members can now easily and quickly search by name or grade with two updated main search options at the very top of the page for easy and clear access [figure 2.1].

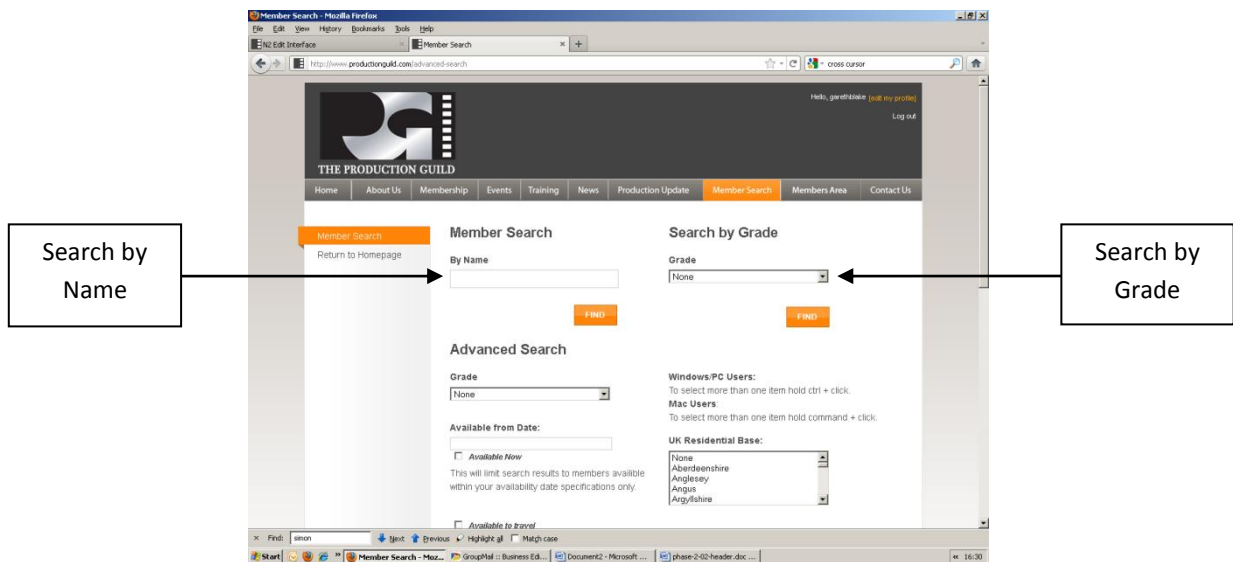


Figure 2.1

New Advanced Search Layout and Functionality

All other search fields are now collated within advanced search section. If an availability date is searched, the website will automatically limit the search results to only those available. [Figure 2.2]

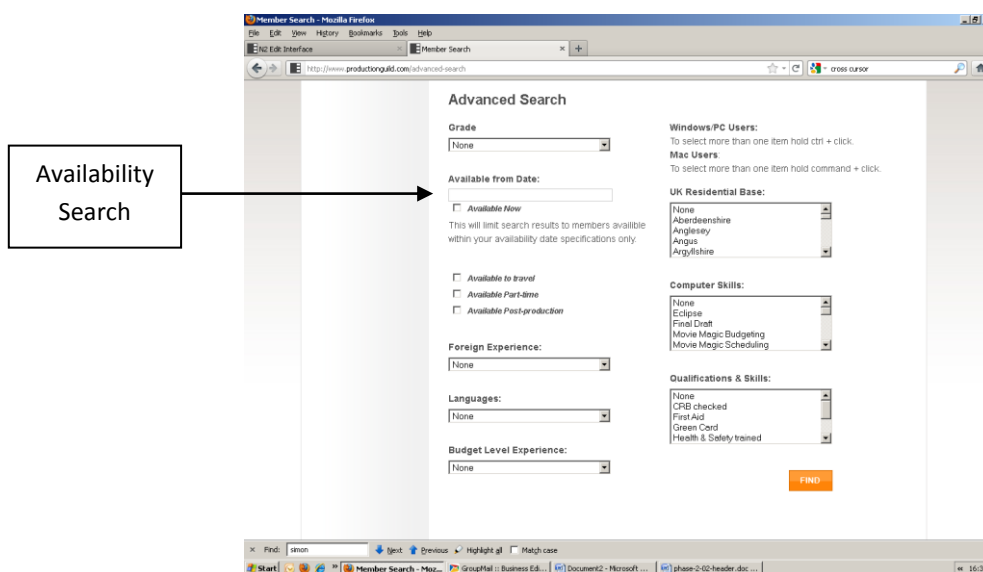


Figure 2.2